




DIY K1600b 2022 6.5 inch speaker and amp upgrade in the UK

→ [Jump to Latest](#)

[Unfollow](#)

None

1 - 10 of 10 Posts



1 of 1 stuff
Registered
Joined May 2, 2023
8 Posts

[Discussion starter](#) · #1 · May 2, 2023

Taken delivery recently of a 9 month old K1600b (TFT). Like most riders, I have found the audio through the built-in speakers poor to say the least, so I have gone down the route of upgrading. Did a lot of research here on this forum and was very interested in the system by Motorrad Audio. However, the cost to us Brits with the poor exchange rate, VAT (Tax), and import duties makes this a very expensive upgrade. So I decided to go down the DIY route.

Appreciate any comments on the work so far.

Im going to use Hertz SX 165 Neo and a Soundstream ST2.1000D amp (I will mount the amp under the seat - the Soundstream looks like it will just fit)

I have started work on the right side, removing all the panels and the old speaker, and started to fabricate a mold for a "pod" to house the 6.5 inch speaker.

The pod will be made of fiberglass.

I have removed the tab that holds a connector in place - this gives me space to get the speaker under the bracket.

About this Discussion

9 Replies

3 Participants

Last post:

[Mike_Motorrad Audio](#) Sep 18, 2023





I cut out a disk from 6mm ply just over 6.5 inch in diameter and set the position in the fairing (I used a screw to hold the disk in place using the slot left after removing the tab)



BMW K1600 Forum

A forum community dedicated to BMW K1600 Motorcycle owners and enthusiasts. Come join the discussion about performance, accessories, modifications, touring, classifieds, troubleshooting, maintenance, and more!

[Full Forum Listing →](#)

Explore Our Forums


[BMW K1600 General Discussions](#)

[BMW K1600 Accessories](#)

[New Member Introductions](#)

[BMW K1600 Maintenance and Do-It-Yourself](#)

[BMW K1600 Bluetooth & Audio](#)



Started to add EVA foam to get the shape - lots of trail and error.

AD

**Dream it.
Type it. See it.**

Explore now

Jaguar  Generate

Adobe Photoshop

Top Contributors this Month

[View All](#) →

 **coyotek**
142 Replies

J **JohnS1955**
115 Replies

T **tsuintx**
91 Replies

AD

**Dream it.
Type it. See it.**

Explore now

Jaguar  Generate

Adobe Photoshop



When I got the rough shape I filled in the gaps with modelers foam clay. The two screws in the ply help me hold the mold while working on it, would have been better to drill two large finger holes)

Recommended Communities



[AVS Forum](#)

1M+ members



[SkyscraperCity](#)

880K+ members



[Deals Forum](#)

40+ members



Here is the rough shape so far





[Reply](#) [Quote](#)

[Save](#) [Share](#)



[Discussion starter](#) · #2 · May 26, 2023

More progress on the Speakers - a single layer of glass fiber, then used a dremel to cut



out of the mold.

● 1 of 1 stuff

Registered

Joined May 2, 2023

8 Posts







● 1 of 1 stuff

Registered

Joined May 2, 2023

8 Posts

[Discussion starter](#) · #3 · May 26, 2023



Added a wooden baffle made from 6mm mdf and added a couple more layers of glass fiber on the inside of the pod after hot gluing the parts together.

Terminal block on the outside and trial fit of the speaker. Was a tight fit and need a bit of

fettling of the pod to fit.



[Discussion starter](#) · #4 · May 26, 2023

Trail fit of the pod in the rhs of my 2022 K1600b



● 1 of 1 stuff

Registered

Joined May 2, 2023

8 Posts



Reply

Quote

Save

Share

AD



Sponsored By **JET2HOLIDAYS**

Villa Anna Argaka

Book Now

Book now to secure a great deal. ATOL Protected.



[Discussion starter](#) · #5 · May 26, 2023



Modifications to the RHS of the speaker grill (added a couple of holes to let more sound out).

● 1 of 1 stuff


Registered

Joined May 2, 2023

8 Posts









[Discussion starter](#) · #6 · May 26, 2023

Mounting brackets for Soundstream 1000w amp under rhs side cover.




● 1 of 1 stuff

Registered

Joined May 2, 2023

8 Posts



[Harley Verräter](#)



[Discussion starter](#) · #7 · Sep 1, 2023

Here are a few more pictures of the finished speaker pods and instal into my 2022 K1600b




● [1 of 1 stuff](#)

Registered

Joined May 2, 2023

8 Posts



Added sound deadener to the outside



The finished pair



and installed



Wiring loom





1 of 1 stuff

Registered

Joined May 2, 2023

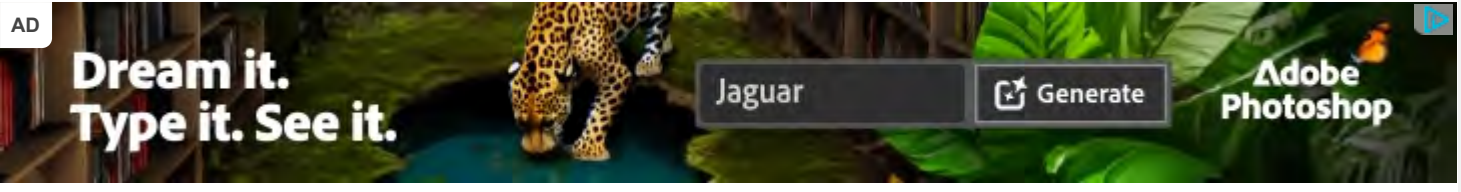
8 Posts

Discussion starter · #8 · Sep 1, 2023

Installation of the amp under the RHS cover.







Hexaforce
Registered
Joined Aug 20, 2023
5 Posts

#9 · Sep 4, 2023

New ⋮



Reply Quote Like

Save Share



Mike_Motorrad
Audio
Registered
Joined Jan 10, 2023
42 Posts

#10 · Sep 18, 2023

New ⋮

Wish the exchange rates didn't hit everyone quite so hard! Looks great though, now you know why we only offer a few speakers to fit behind there, it's REALLY tight. Hope it sounds good and worked out well for you.

To anyone stumbling on this that doesn't use our PNP harnessing. You can pull the OEM plugs off the existing pods you remove and re-use them to get the input to your new amplifier. they do have a short length of wire coming out of the plug.

Reply Quote Like

Save Share

1 - 10 of 10 Posts

Write your reply...

[Preview](#) [Post reply](#)

Related Threads

[K1600B / Grand America / GT / GTL 2012-2021 * "FullComp" Speaker Box RIGHT ONLY * 6.5" // OR.....](#)

BMW K1600 For Sale - Parts

 0  403  rmhrider · updated Aug 25, 2023

[5.25 inch speaker install](#)

BMW K1600 Bluetooth & Audio

 3  2K  Mdrush333 · updated Jun 14, 2023

[2022 K1600B Front Speaker Upgrade](#)

BMW K1600 Bluetooth & Audio

 3  2K  MOONlitn · updated Sep 28, 2022


[** 2018-2021 BMW K1600 B - Grand America- FullComp Hertz JL Audio 6.5 inch system **](#)

BMW K1600 For Sale - Parts

 0  376  rmhrider · updated Nov 21, 2023

[6.5 inch speaker housing - have right & need left...or sell this right one for \\$275](#)

BMW K1600 Bluetooth & Audio

 9  651  rmhrider · updated Jun 29, 2023

When you purchase through links on our site, we may earn an affiliate commission, which supports our community. The Fora platform includes forum software by XenForo. K1600Forum.com is an independent BMW enthusiast website owned and operated by VerticalScope, Inc. Content on K1600Forum.com is generated by its users. K1600Forum.com is not in any way affiliated with Bayerische Motoren Werks AG VerticalScope Inc., 111 Peter Street, Suite 600, Toronto, Ontario, M5V 2H1, Canada



[Manage Consent](#)