

# Quarterscale Legends

[Board index](#) < [Collectable 1/4 Scale](#) < [Projects in progress](#)

[www.Quarterscalelegends.com](http://www.Quarterscalelegends.com)

The awesome history of 1/4 scale!

## Gilmer project - complete re build going electric

Post Reply



Search this top



40 posts



**Dirt car**  
Newbie



### Re: Gilmer project - complete re build going electric

June 26th, 2020, 11:37 pm

Yes, I guess you could. They are aluminum so relatively soft. I think I would buy some stock bar first and experiment on that first.




**Dirt car**  
Newbie




### Re: Gilmer project - complete re build going electric

August 9th, 2020, 1:10 am



More build photos.




Shows cables for steering cable to front servo and connector to dash board for ignition key and voltmeter






Made the bell housing gearbox/clutch from odds and ends glued and painted





Bell housing screwd in place with minature acorn nuts and washers.




Dirt car  
Newbie



## Re: Gilmer project - complete re build going electric

📅 August 9th, 2020, 1:13 am

Trial fir with under body and wheels.



**Dirt car**  
Newbie




## Re: Gilmer project - complete re build going electric

📅 August 9th, 2020, 1:20 am

Modifications to upper body. Added a front grill, steering support, ignition switch and voltmeter and hole for radiator





**Dirt car**  
Newbie




## Re: Gilmer project - complete re build going electric

📅 August 9th, 2020, 1:30 am

Didn't like much the standard seat unfinished so made a studded seat. Lot of work, what am I talking about its all been a lot of work, but very enjoyable and satisfying, Think the photos speak for themselves on how I covered the seat




Foam backing.



Managed to find some very thin leather on ebay - they looked like off cuts when they arrived.





Aluminium rivits.



Very happy with the way the seat turned out.



Dirt car  
Newbie

66

## Re: Gilmer project - complete re build going electric

📅 August 9th, 2020, 1:37 am

First test run of the engine. Notice the voltmeter move when the ignition is turned on. The bleeping is the electronics starting up.

I need to "tune" the engine sound to the throttle response.  
But otherwise it is very loud.

[https://www.youtube.com/watch?v=4xjs0x\\_HaYg](https://www.youtube.com/watch?v=4xjs0x_HaYg)



**Dirt car**  
Newbie



## Re: Gilmer project - complete re build going electric

📅 August 9th, 2020, 1:40 am

Working steering



And a video of it working

<https://www.youtube.com/watch?v=9hv2p3LRoO4>



**Kaye**

1/4 scale GOD



ONLINE

## Re: Gilmer project - complete re build going electric

📅 August 9th, 2020, 4:36 pm

What a great project! I enjoyed the video clips too!



**Mike Casey**  
Legacy Member



## Re: Gilmer project - complete re build going electric

📅 August 10th, 2020, 10:35 am

Stellar execution!

[www.quarterscalelegends.com](http://www.quarterscalelegends.com) The Awesome history of 1/4 scale!!



**Emilio**  
1/4 Scale Legend!



## Re: Gilmer project - complete re build going electric

📅 August 24th, 2020, 6:47 am

Inspirational.